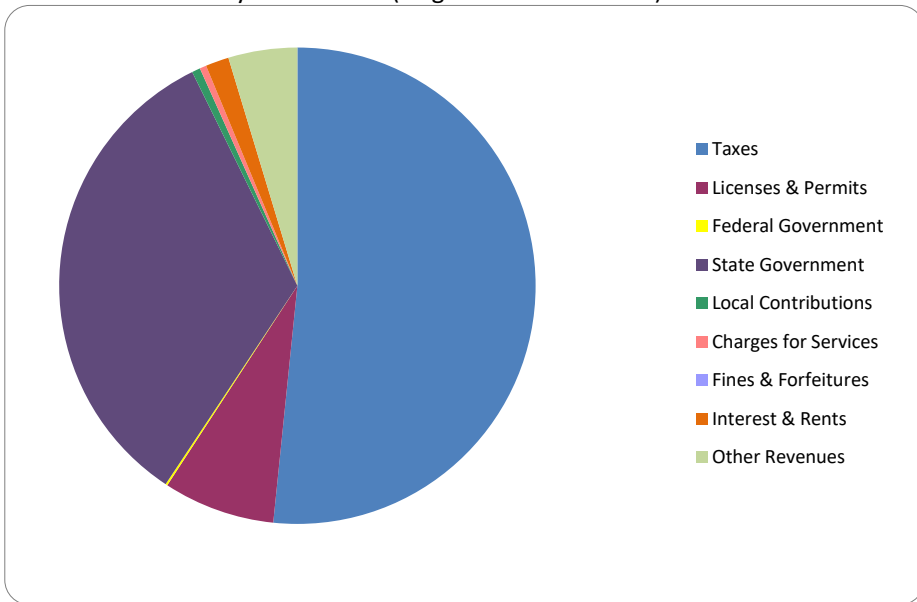


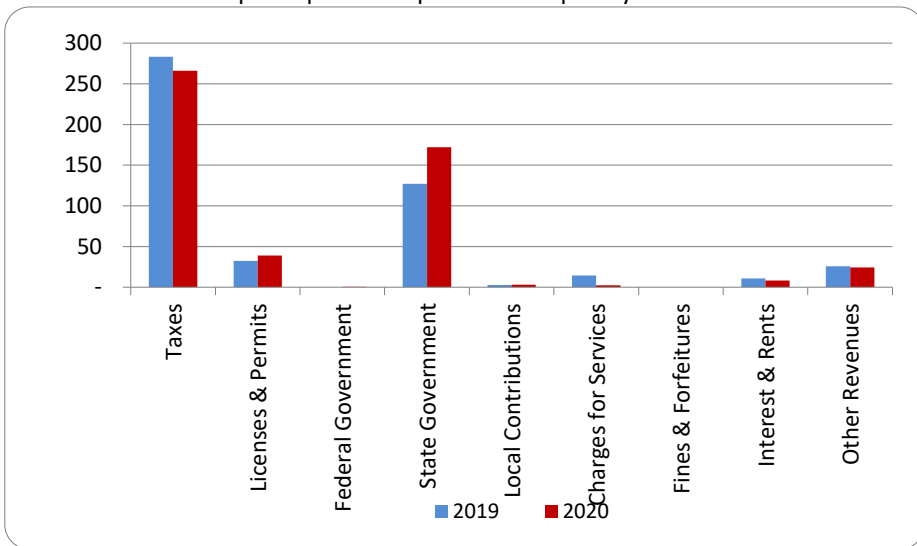
1. Where our money comes from (all governmental funds)



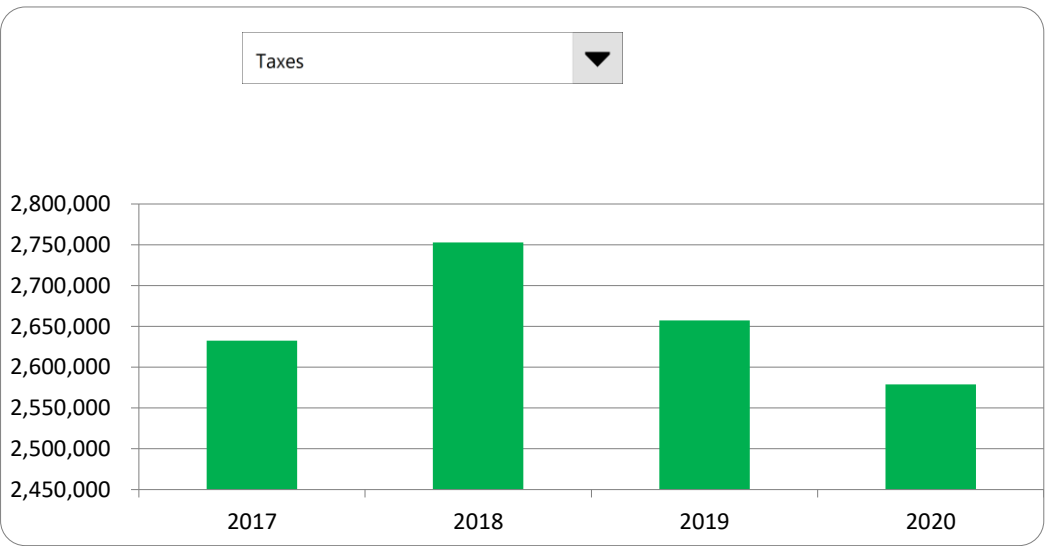
2. Compared to the prior year

	<u>2019</u>	<u>2020</u>	<u>% change</u>
Taxes	\$ 2,657,470	\$ 2,578,915	-2.96%
Licenses & Permits	302,239	378,808	25.33%
Federal Government	-	6,560	N/A
State Government	1,193,109	1,668,293	39.83%
Local Contributions	26,313	28,356	7.76%
Charges for Services	136,442	22,464	-83.54%
Fines & Forfeitures	-	-	N/A
Interest & Rents	100,245	79,059	-21.13%
Other Revenues	241,572	233,798	-3.22%
<b>Total Revenues</b>	<b>\$ 4,657,390</b>	<b>\$ 4,996,253</b>	<b>7.28%</b>

3. Revenue sources per capita - compared to the prior year



4. Historical trends of individual sources



Commentary:

For more information on our unit's finances, contact Terri Close, Supervisor at 989-893-7541.